


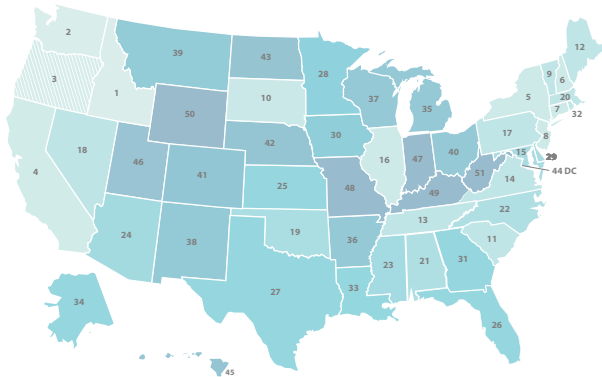
HOW DOES OREGON STACK UP ON CLEAN ENERGY?



DATA AS OF 2019

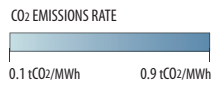


LOWEST CO₂ EMISSIONS RATE

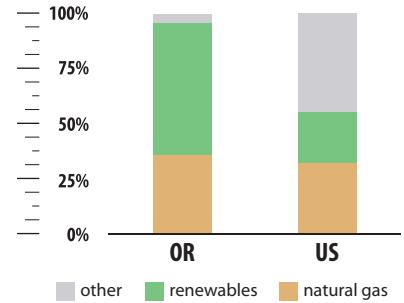


#3

0.18 tCO₂/MWh



ELECTRICITY SOURCES



CLEAN ENERGY JOBS

#22

60,938 (2019)



COVID-19 job losses totaled at least 7,703 March-August 2020 (cumulative).



CLEAN ENERGY RANKINGS

#9

ENERGY EFFICIENCY SCORE = 32



#26

32% GENERATION FROM NATURAL GAS



#7

64% GENERATION FROM RENEWABLES



RENEWABLE ELECTRICITY CAPACITY

#15

315 MW (2019)

NEW BUILD



#4

12,729 MW

CUMULATIVE



ENERGY INNOVATION IN A 21ST CENTURY ECONOMY



WHAT ENERGY INNOVATION MEANS FOR OREGON



\$16.7 MILLION Office of Energy Efficiency and Renewable Energy Grants in FY19

\$5.4 MILLION Office of Science grants in FY19

\$6.4 MILLION State and Indian energy programs, environmental cleanup, and other routine activities in FY19

\$20 MILLION Advanced Research Projects Agency-Energy grants since FY2009

8 GRANTS By ARPA-E since 2009

IMPACTS OF FEDERAL R&D IN ENERGY SECTOR (TOTAL, 2018)

#39 **120** JOBS SUPPORTED

#39 **\$13** MILLION CONTRIBUTED TO GDP

BUSINESS SPOTLIGHT

ONBOARD DYNAMICS (BEND, OR) | www.OnBoardDynamics.com



With support from the Advanced Research Projects Agency-Energy (ARPA-E), Onboard Dynamics has developed a mobile natural gas compressor for refueling natural gas vehicles. The small, portable design makes the unit easy to use in parking lots of fleet vehicles, and can accept any type of natural gas, including renewable natural gas.